

**Click me
to listen**



Task Management Boards

How these can be used to support home learning.



How do Visuals Help



Clear expectations



Can be used instead of verbal prompting
- stops them feeling nagged!



Non-verbal





Promote independence

Now and Next Boards

Click me
to listen




Now	Next	Reward
 <p><small>© dreamstime.com © 17320196 © iStock456</small></p>	<p>GC</p>	 <p><small>shutterstock.com • 438047626</small></p>

Now and Next Boards

Click me
to listen



Now	Next	Reward
1	2	

Now and Next Boards

Click me
to listen



Now	Then	Next	Reward
Live Lesson	Try Google Classroom By self	Mum check work And submit	Game of choice

Multi-step boards.

Click me
to listen



Task Management Board

In Today's Lesson I need to:	The time I will have to do it:	Did I do it:
Log onto my live lesson.	8.55-9.00	
Listen to my teacher and instructions.	9.00-9.20	
Open my Google classroom work.	9.20-9.25	
Complete my independent task.	9.25-9.55	

Useful thing to make these....

Click me
to listen



- ▶ Printer - then you can print out the task management board once.
- ▶ Laminator and pouches - this means you can wipe down the board after each use
- ▶ Wet wipes - these are great for cleaning laminated task management boards
- ▶ Whiteboard pens - these write on the board and wipe off when you are done
- ▶ Links:
 - https://www.amazon.co.uk/s?k=laminator&ref=nb_sb_noss_2
 - https://www.amazon.co.uk/s?k=laminator+pouches+a4&crid=1D2T3VZHDMPRR&prefix=laminator+p%2Caps%2C174&ref=nb_sb_ss_ts-a-p_1_11

If you don't have a printer...

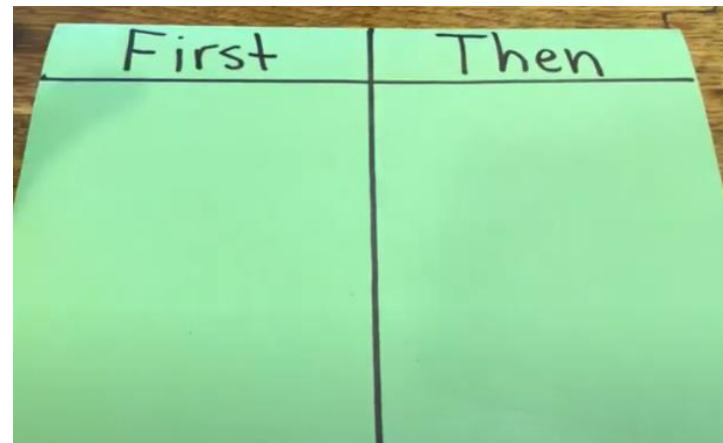


Use a paper and
pen



Use a whiteboard
and pen

How to make one: <https://www.youtube.com/watch?v=PLctHtVMZrc>



Click me
to listen



Here are some more details on how to use...

Click me
to listen

