

# Welcome to Cranford Park Academy Reception



# Teachers in Reception



**Miss Logathas**  
Vice Principal



**Little Stars**  
**Mrs Howells**  
Director of Inclusion



**RW**  
**Miss Warner**



**RS**  
**Miss Snow**  
Year Team Leader



**RM**  
**Mrs McFarlane**  
Year Team Leader



**RE**  
**Miss Mullins**

# Nursery Nurses



RM  
Miss Scarrott



RW  
Miss Harris



RE  
Miss Field



RS  
Mrs Owens

# Transition into Reception

- ❖ 1 class teacher and 1 nursery nurse per class.
- ❖ Staggered starting date.
- ❖ Introduce things slowly.
- ❖ Reception is about encouraging independence and building confidence.
- ❖ Children like routine and consistency.



# Classrooms

- ❖ 4 separate classrooms
- ❖ Learning both inside and out
- ❖ 'Hands on' learning



# The Early Years Foundation Stage

**The Early Years Foundation Stage** covers the first stage of a child's care from birth to five years old. It sets the standards to ensure that all children learn and develop, as well as keeping them healthy and safe.

All schools and Ofsted registered early years providers in England must follow the EYFS.

Also included in the EYFS are the **seven Areas of Learning**.

They are:

Prime areas

- **Communication and Language**
- **Personal, Social and Emotional Development**
- **Physical Development**

Specific areas:

- **Literacy**
- **Mathematics**
- **Understanding the World**
- **Expressive Arts and Design**



Prime areas are crucial for developing children's curiosity and enthusiasm for learning. These are the most important ones to develop in Early Years! Once they have the independence and the confidence, the specific areas of learning will follow more naturally.

# Changes to the EYFS Curriculum

There is more of an emphasis on the importance of developing **communication and language skills.**

- Children should be supported in building up vocabulary by increasing the amount of words they know and can use.
- Encourage more conversations between adults and children, but also children and their peers.

**Good language skills are the basis for all other learning and social interaction, so this is vital to focus on.**

# Phonics


Phonics is a central part of the Reception curriculum and will enable your child to begin reading and writing.

- ❖ We teach phonics using the Sounds-Write Scheme which begins in Reception and will continue into Year 1 and 2.
- ❖ Phonics is taught everyday in school, however it is **ESSENTIAL** that you practise the sounds with your child at home by reading and writing regularly throughout the year.
- ❖ The Sounds-Write scheme is very unique and we advise that all parents complete this short and information online training. This will enable you to better support your child with their learning at home.
- ❖ To access the training please follow this link:

<https://www.udemy.com/course/help-your-child-to-read-and-write/>




# Reading



Reading is very important at Cranford Park. *Each week* we will change your child's reading books.

❖ 2 reading books per week. The reading books your child will receive will be based on the unit they are learning in phonics. The books will usually be linked to the most recent unit they have covered.



❖ Weekly 'free choice' book.

❖ We also have an infant library to visit half term



# Parent Partnership

Following the EYFS framework, we believe that parent partnership is vital as this will enhance your child's learning.

We shall be providing several opportunities for you to come into school and build upon this partnership, supporting you with your child's learning at home.



# School Day

In Reception the children start the day at **8:40am**. To build independence in Reception, all children will be dropped off at the playground gates and be supported by staff to their classrooms. After this time, they will be registered as late as lessons start promptly.

End of the day is at **3:15pm**, please collect your child from their classroom doors. If you have older siblings, please make sure you pick up your Reception child first as this reduces their anxiety levels as they wait.

Please do not let your child or their siblings use the Reception equipment at the end of the day.  
Thank you.



# How you can help over the summer?



1. Practice your child's name (If your child begins mark-making, encourage them to form letters and numbers in the correct formation wherever possible. Please use lowercase letters!)
2. Encourage your child to speak in full sentences when they express themselves.
3. Work with your child at home to use the toilet on their own and to dress themselves with minimal support such as putting shoes on and off, doing coat zips, etc.
4. Get into the habit of reading bedtime stories and promoting a love of books!
5. Spot numerals in the environment and develop an understanding that numbers equate an amount

# All About Me Summer Project

We are looking forward to finding out all about your child and a great way of doing this is by creating an 'All About Me' box. The box must be **no bigger than a shoe box**. If you are unable to find a box you can make an all about me poster or bag.



We would like you to include at least 3 things in your box, poster or bag. These three items must fit inside your box or bag and they must tell us about you (**please do not include anything valuable or precious**). Be as creative as you can and don't forget to decorate the outside of your box or bag!

Here are some things you could include:

## Photographs or pictures of:

- your family, friends and important people
- pets
- holidays/places you've visited
- hobbies
- home
- favourite toys/ precious items
- awards, medals or trophies

## Things you have collected:

- shells from the beach
- postcards
- something your child has made

## Favourite things:

- book
- animals
- TV characters



Please discuss these items with your child as we will be using them in class to talk about and share with our friends

# School Uniform

We expect the children to wear school uniform. We believe it creates a united image for the school and makes children look smart and ready to work.

## Girls

- Grey trousers or skirt
- Cranford Park navy blue sweatshirt/cardigan
- White polo shirt or plain white shirt/blouse
- Black shoes
- Grey tights or black/grey socks
- Navy blue or black hair accessories including hijabs

## Boys

- Grey trousers/shorts
- Cranford Park navy blue sweatshirt
- White polo shirt or plain white shirt
- Black shoes
- Black or grey socks

### **Footwear**

Platform/high heeled/backless shoes and plastic summer sandals are not acceptable. In a school environment such footwear can put the child at risk.



# PE Kit



Children will come to **school in their PE kits on their PE day.**

Each class has allocated days for PE:

**RW – Monday**

**RE – Wednesday**

**RM – Thursday**

**RS – Friday**

On these days, please make sure your child comes into school wearing their full PE kit.

For each lesson they will need:

- ~ Royal Blue Cranford Park T-shirt or plain royal blue T-shirt
- ~ Navy blue shorts
- ~ Black trainers

There should be no jewellery worn on PE days:

Children may wear items that are important to their religious faith (e.g. the Christian cross/crucifix necklace, the Sikh kara bracelet, etc.). If possible these items should be removed for P.E. lessons.

Please ensure that you **label** each item of clothing with your **child's name**.

# Book Bag

Your child will need a school book bag as there will be things they need daily in class.







# Creative Contribution

We ask for a contribution of £10 for the whole year for creative resources that will enhance children's learning and experiences.



# School App


Please download Cranford Park Academy App.

Look out for key dates, messages, updates and reminders.

Please follow these steps to upgrade your app:

1. In Google Play or the App Store download the Piota Schools app
2. Type Cranford Park Academy into the search box. Our app will open.
3. Go to the Settings page of the app and in the Channels section select the groups you would like to join to be notified about news, events, forms, letters, information etc.
4. On the Homepage of the app, click on the padlock at top right to register yourself.
5. Next time you open the app it should go straight to your school and remember the settings you have entered as above

For any further information on how to access the app please see a member of the office team.



# Finally...thank you!



- ▶ Parental discussion mornings gives a chance for your child to visit their classroom and meet their teacher in September before school starts. The dates are:
  - ~ **Tuesday 5<sup>th</sup> September**
  - ~ **Wednesday 6<sup>th</sup> September**

Please book a time after this meeting with your class teacher. On this day, please bring along a box of tissues, labelled wellies and waterproof coat, your child's 'All About Me' project, £10 creative contribution and a family photo.

We look forward to a happy partnership in your child's first year at school and beyond.

