

# YEAR 2 PHONICS HOW TO HELP



Tuesday 27th September 2022  
Mrs Marques

# WHAT IS PHONICS?

Phonics teaches children the 3 necessary skills to be skilled readers and writers:

- Blending sounds for reading - pushing sounds together
- Segmenting sounds for writing - pulling a word apart into its sounds
- Sound manipulation - swapping sounds in and out of words

Phonics teaches children how to pronounce all 44 sounds in the English language and the different ways of representing these sounds.

The focus is on letter sounds not letter names.

Here is a link to the pronunciation of each sound:

<https://www.youtube.com/watch?v=IwJx1NSineE>

# SOUNDS WRITE

- Phonics is taught daily for 30 minutes from 2:30 – 3pm.
- The scheme we use in school for teaching phonics is ‘Sounds Write’.
- Children are taught different spellings for each sound alongside each other e.g. <ai> in **train**, <ay> in **day**, <a\_e> in **game** and <ea> in **break**.
- New spellings are taught through word building activities.




SOUNDS - WRITE  
First Rate Phonics

If you have not already completed the parent's online phonics training for our new phonics programme, please visit:  
<https://www.udemy.com/course/help-your-child-to-read-and-write/>

# READING BOOKS - DANDELION READERS

- Your child will bring home a phonics reading book matched to their phonics level (Each book will have a focus sound that children will have learned in school).
- Encourage your child to use their phonics knowledge to decode words they do not know, “Say the sounds and read the word.”
- Spend a few minutes after reading looking at the words that have the focus sound in the book. Children can make a ‘sound sort’ by listing the words in the book that have a common spelling.
- Ask questions about the words in the book, “Which words on this page had the /ee/ sound?”
- These books are shared amongst the classes, so it is important they are brought back into school each week.
- AR reading books- once ready we will introduce



# FREE CHOICE BOOK

- All children will now be coming home with a weekly free choice book.
- This is a book that the children have chosen themselves and can be shared with an adult at home EG: as a bedtime story.
- In addition to this children have 2 library sessions every half term.
- If a free choice book is lost or damaged you will be expected to pay for a replacement book.

# IDEAS TO TRY AT HOME...

- Write shopping lists together and talk about the sounds/spellings in the words.
- Write letters or emails to friends and relatives.
- When reading other books talk about the spellings in the words.
- Play sound swap games.
- Let your child see you reading.
- Use magnetic letters to build and swap sounds in words.
- Using spellings in your child's reading book, ask your child explain the words and put them into sentences of their own.
- Use the sounds rather than letter names.

FANTASTIC  5



Sound it out  
and blend it  
together.

alphabet

Split the word  
into its  
syllables.



Look for smaller  
words hiding in  
bigger words.



could  
should

Look to see if the  
word is similar to  
one you know.



Read on to see if you  
can make sense of  
the word.



# PHONICS SCREENING CHECK


- The week beginning 12<sup>th</sup> June children who did not pass the phonics screening in Year 1 will resit the screening. **This will be the last time they can take the screening test.**
- This takes place one at a time, with an adult who is familiar to the child.
- The purpose of this is to check a child's ability to decode words. This is an essential skill when learning to read and write.
- During the check children are asked to read 40 words – 20 real words and 20 pseudo words. Children know these as alien words. Children do not need to write anything in the phonics check.

2016 national curriculum assessments

## Key stage 1

### Phonics screening check

Pupils' materials




# PHONICS SCREENING CHECK

- Children are encouraged to read the alien words the same way they would read a real word, say the sounds and read the word.
- Real words appear without a picture beside them, and the alien words have a picture of an alien next to them. There is no time limit during the check, however the teacher cannot tell them if they have said a word correctly or not.

grand

cloaks

rird



phope






# REPORTING RESULTS

- Parents will find out the results of the phonics screening check in your child's end of year report.
- School do not find out the pass mark for the phonics check until after the testing period has ended.
- Throughout the year children sit 2 practise phonics checks. The purpose for these is for children to become familiar with the setup of the phonics check.

# ANY QUESTIONS?



Thank you for your continued support