

# How To Help

Communication, Language and Social Skills



13<sup>th</sup> October 2021

Miss Verity

# Communication, Language and Social Skills

This is a very important area and one which the government focuses on. Lots of attention is being paid to developing your child's ability to communicate successfully and confidently.

Successful communication is an important foundation for your child to grow from.

# What are the expectations for my child's communication skills by the end of Reception?

Communication covers

- ▶ **Listening**
- ▶ **Speaking**
- ▶ **Understanding**

## C & L

### Communication & Language



### Listening & Attention

### Understanding

### Speaking



# New EY Framework 2021

- ▶ There is more of an emphasis on the importance of developing communication and language skills.
- ▶ Children should be supported in building up vocabulary by increasing the amount of words they know and can use.
- ▶ Encourage more conversations between adults and children, but also children and their peers.
- ▶ Good language skills are the basis for all other learning and social interaction, so this is vital to focus on.



# Listening, Attention & Understanding

## Entry into Reception

Shows variability in listening behaviour; may move around and fiddle but still be listening or sit still but not absorbed by activity.

May indicate two-channelled attention; can both listen and do for short span.

Understands a range of complex sentence structures including negatives, plurals and tense markers

Beginning to understand humour, e.g. nonsense rhymes, jokes.

Able to follow a story without pictures or props.

Listens and responds to ideas expressed by others in conversation or discussion.

Understand questions such as who; why; when; where and how.

## Early Learning Goal (End of Reception)

Listen attentively and respond to what they hear with relevant questions, comments and actions when being read to and during whole class discussions and small group interactions.

Make comments about what they have heard and ask questions to clarify their understanding.

Hold conversation when engaged in back-and-forth exchanges with their teacher and peers.

# Speaking

## Entry into Reception

Extends vocabulary, especially by grouping and naming, exploring the meaning and sounds of new words.

Uses language to imagine and recreate roles and experiences in play situations.

Links statements and sticks to a main theme or intention.

Uses talk to organise, sequence and clarify thinking, ideas, feelings and events.

Introduces a storyline or narrative into their play.

## Early Learning Goal (End of reception)

Participate in small group, class and one-to-one discussions, offering their own ideas, using recently introduced vocabulary.

Offer explanations for why things might happen, making use of recently introduced vocabulary from stories, nonfiction, rhymes and poems when appropriate

Express their ideas and feelings about their experiences using full sentences, including use of past, present and future tenses and making use of conjunctions, with modelling and support from their teacher.

# Using different tenses

- ▶ Many children speak predominantly in the present tense eg ‘I go to play’, ‘you come lunch?’.
- ▶ Good modelling and repetition can help your child to develop their language and to give them the experiences to hear and use different tenses.

# How can we encourage the use of different tenses?

- ▶ Encourage your child at the end of the school day to recount what they did. Remind them to use the past tense eg. Played, went, ate, listened.
- ▶ For the future tense try to ask your child questions such as ‘What are you going to be doing at school today/at the weekend/in the holidays?’



# Ways to help at home

- ▶ Talk to your child - LOTS.
- ▶ READ with them!!
- ▶ Play games with your child.
- ▶ Limit screen time



The **MORE** that you  
**READ**, the <sup>more things</sup>  
you will **KNOW**.  
The **MORE** that you  
**Learn**, the <sup>more places</sup>  
you'll **GO**.

 Dr. Seuss

© 2012 by Pearson Education, Inc.

# Activities to do at home that will support your child's language development

- ▶ **Cooking**- Encourage your child to talk about what they are doing, what you need to do next, what they think will happen. It is also a great way to sequence ideas, weigh and measure using maths and to have something tasty to eat at the end!
- ▶ **Gardening** - Encourage your child to help you in the garden. Talk about what they can see around them. What can they hear/smell/touch?
- ▶ Play **catch with a ball**. This can be an opportunity to develop directional language eg. backwards, up, high, closer. Once again this also helps develop physical coordination. Perhaps start with a large ball then move on to throwing smaller sizes of balls.
- ▶ **Drawing** together - Talk about what you are drawing, what shapes you are using, the colours you are choosing - light or dark.
- ▶ Give the children **role play** scenarios. “Thank you for the cup of tea - but I can't drink it yet, it's still too hot!”

# Writing will follow!

- ▶ With the right language children will have a wonderful bank of ideas and language to draw from.
- ▶ Writing will become easier if they are able to concentrate on the formation and sentence structure without worrying about finding words or ideas.

# Parental involvement

- ▶ We want parents to be involved.
- ▶ Parents see aspects of their children that teachers may not see.
- ▶ Children may do things at home which they don't in school.
- ▶ We want a full picture of each child when assessing them.

# Parent Observations



- ▶ The way parents can share observations is via the Evidence Me app.
- ▶ Please download the **Evidence Me app** through your device.
- ▶ The app will enable you to share photos and videos of your child's learning at home with your teacher.
- ▶ You will receive an alerts of when a photo is uploaded.

To set up evidence me you will need to active your account by the email you will receive. See below image.

**Please check your junk mail.**

support@2eskimos.com

Thursday >

**TO** Welcome to Evidence Me


Evidence Me Account Activation Welcome to

Evidence Me - 2Simple's brand new observatio...

---


# Setting up the app.

- ▶ Once the app has been downloaded you will be able to log in using the email and password you've created through the activation email.



Back Observation Details

This observation is saved locally on your device. It will be uploaded to the school's observation library when you add a Learner to it.



2019-2020

Date 26 Sep 2019

Time 11:58 am

Observed by Ramya

Parent Submission Pending

Last updated by Ramya on 26 Sep 2019 at 11:58 am

Learners Add

Add learners +

Parent Notes See all Notes

Observations Create Reports Settings

- ▶ Please upload your child's home learning on the Evidence Me app
- ▶ Home learning will shared with you on a Monday]


Remember that there are **7 areas of learning**. Please take this into consideration when you are observing your child.



# Google Classroom

- ▶ You will have received your child's login for Google Classroom where we will upload your child's homework weekly.
- ▶ Homework is set and sent home on a **Monday** and is due the **following Monday**.

Stream **Classwork** People

 View your work

 Google Calendar  Class Drive folder

All topics

## Home Learning



Home Learning



Monday 5th October

Due 11 Oct



# Hillingdon Talks, Moves and Plays: Children's Integrated Therapy Service



Children's Integrated Therapy Service (CITS)  
Speech and Language Therapy, Physiotherapy and Occupational Therapy  
CITS Advice Line: 01895 488 200

CITs - [www.cnwl.nhs.uk/hillingdon-talks-moves-plays](http://www.cnwl.nhs.uk/hillingdon-talks-moves-plays)




Speech and Language Therapy - <https://www.cnwl.nhs.uk/services/community-services/hillingdon-talks>

Physiotherapy - <https://www.cnwl.nhs.uk/services/community-services/hillingdon-moves>

Occupational Therapy - <https://www.cnwl.nhs.uk/services/community-services/hillingdon-plays>

There is regularly updated information and support for parent/carer(s), education staff and professionals. This includes videos, advice sheets, strategies and resources and links to other useful websites and local services.

## We also have Social Media:

	@HillingdonTalks	@HillingdonMoves	@HillingdonPlays
	@Hillingdon_TalksMovesPlays		
			@HillingdonPlays