



How to help with Oxford OWL



Go onto the internet, type in

www.oxfordowl.co.uk



Click on the button that says

'My class log in'

A section for you to input your login and password will appear.

Log in: cranford12

Password: Cranford

Click 'log in.'





Once you are logged in, this screen should appear.

If you click on E books a selection of online books will appear for you and your child to enjoy together.

You can select the age, series or theme of the story you or your child would like to read.



Each books comes with a brief explanation about how you can support your child's reading through questioning and activities.



You can also listen to the story using the button along the bottom.

Along the top there are a selection of activities based on the story for your children to complete. These will help with the understanding of what has been read.

Press the arrow buttons to move forward or back a page.



Reading

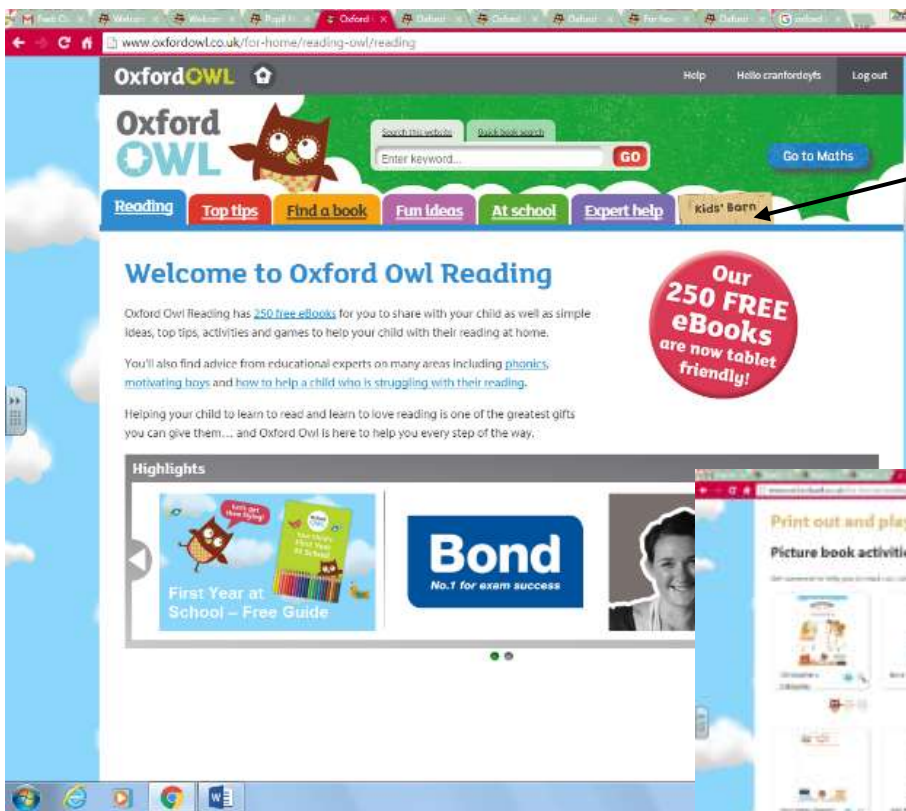


For more activities of guidance on how to help your child at home, click on the parents section.

You can choose from a selection of articles on ways of supporting your child or click on reading, maths, ebooks along the side for some extra support.



Along the top is some tabs. Click on these for more support and information.

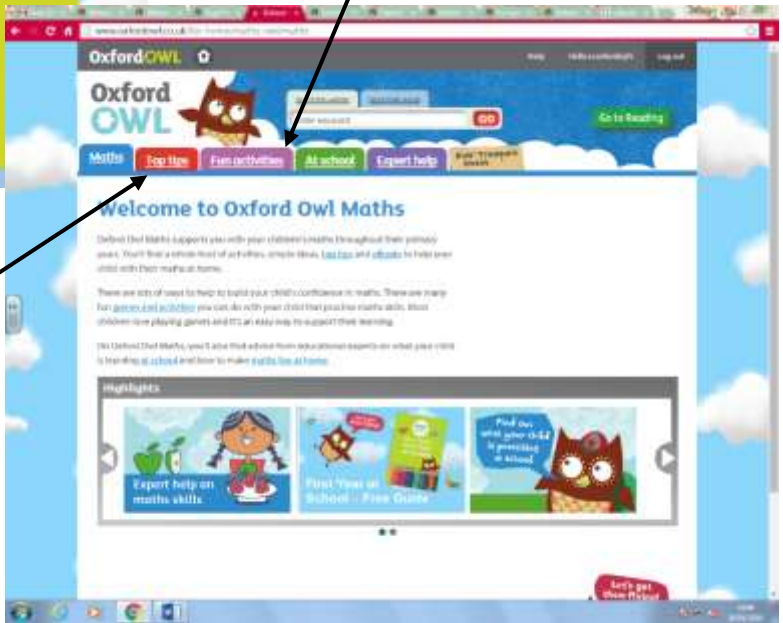


The kid's barn section will reveal a selection of games based on reading. Children can complete these independently or with the support of an adult. There is also a 'print and play' section where the children can print resources to use at home.

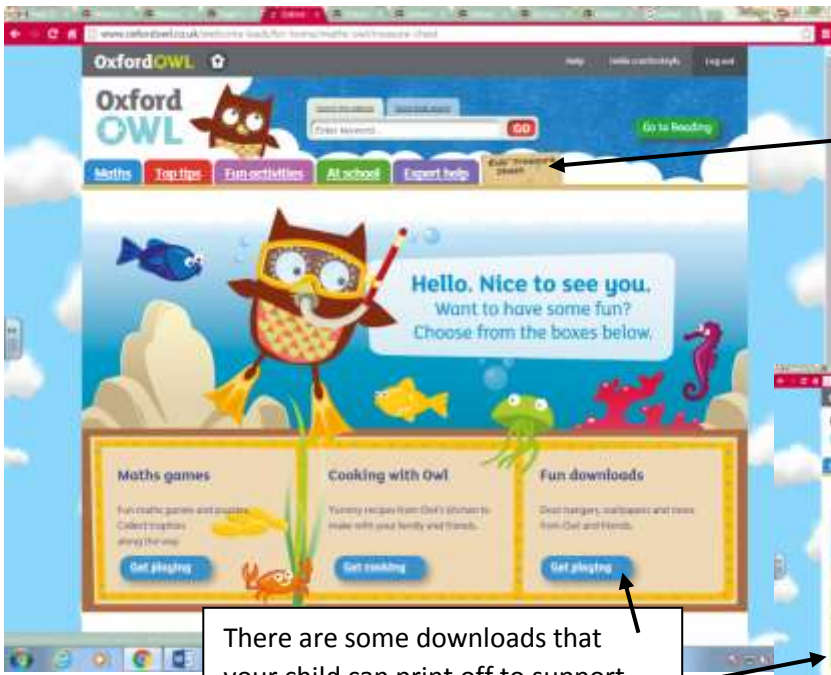


Maths

When choosing maths, a selection of tabs along the top will appear. Click on these for ways in which you can support your child with their maths learning at home.



There is also a section for your children to use, 'kids treasure chest.' This contains a selection of games and activities that will support your child's learning of mathematics.



There are some downloads that your child can print off to support their maths learning at home.

